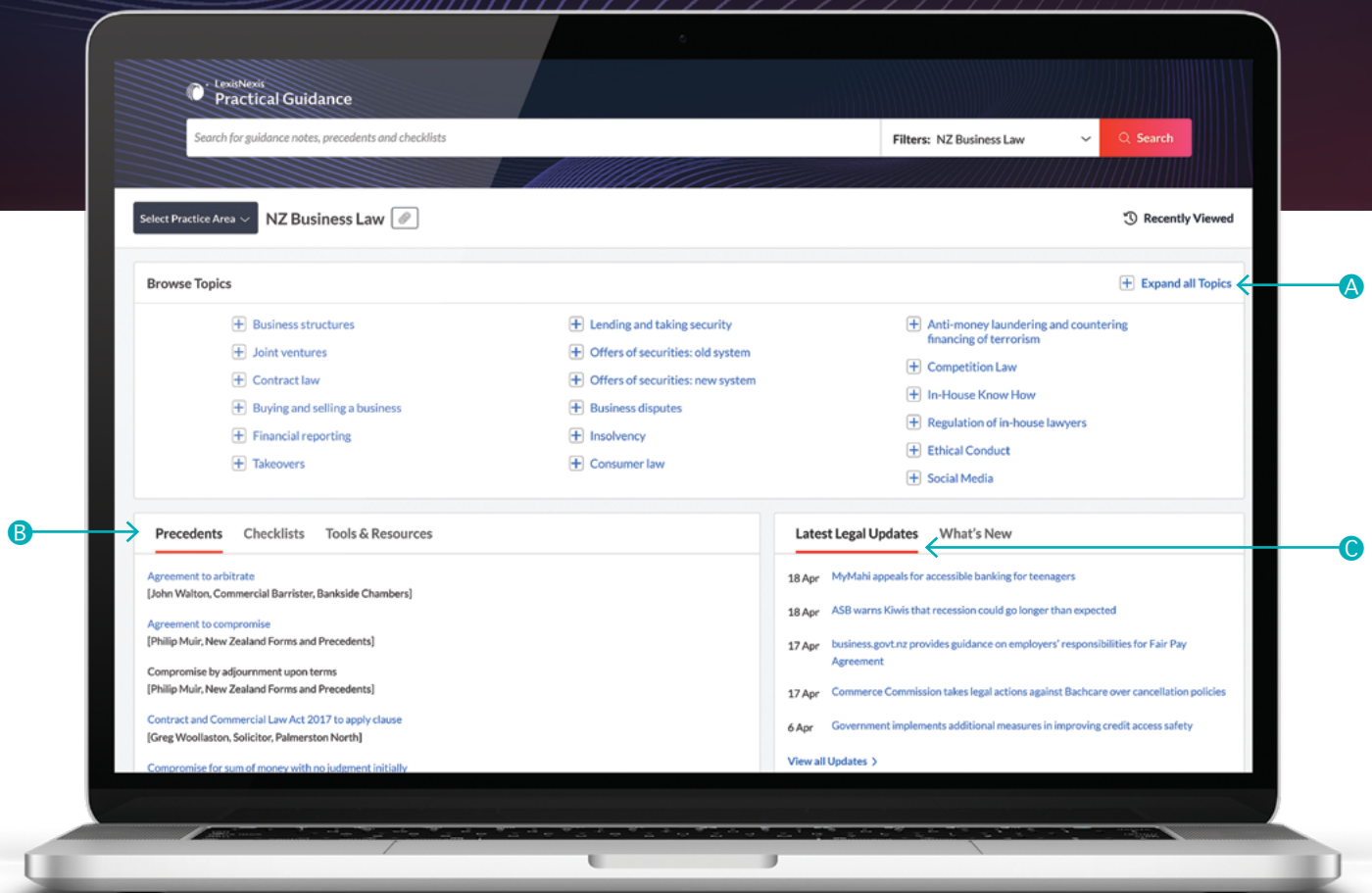


Practical Guidance

Enhancements to the look and feel of Practical Guidance, plus improvements to navigation

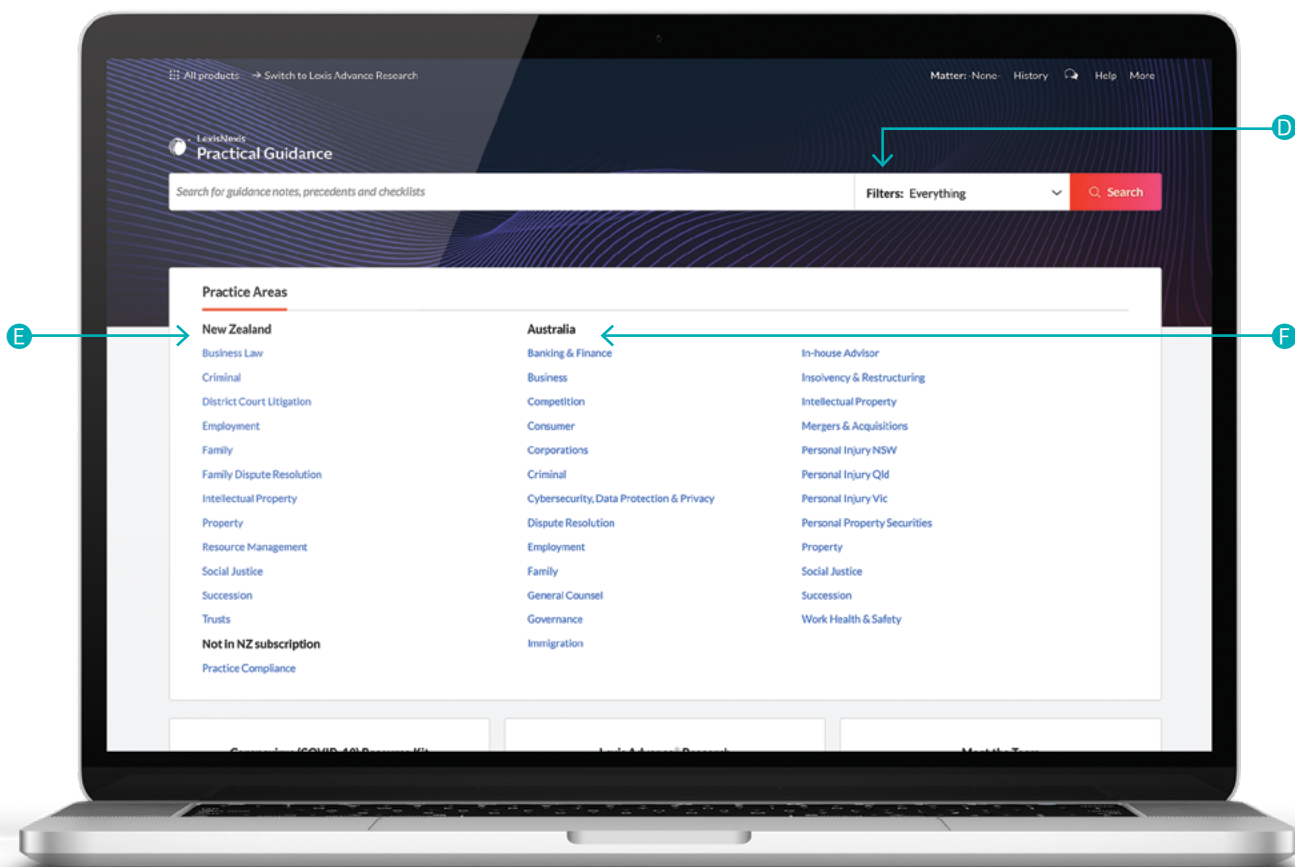


LexisNexis® Practical Guidance has undergone an upgrade to its appearance, introducing a cleaner and more intuitive experience.

The usual homepage pods have been grouped and consolidated to streamline the layout and generally reduce clutter. All of your usual topics and content are listed as before, but are tidier and easier to browse.

- A You can toggle "Expand all" to see all topics in your module here.
- B Precedents, checklists and tools and resources are located here.
- C A module's latest legal updates and most recently updated content can be found here.

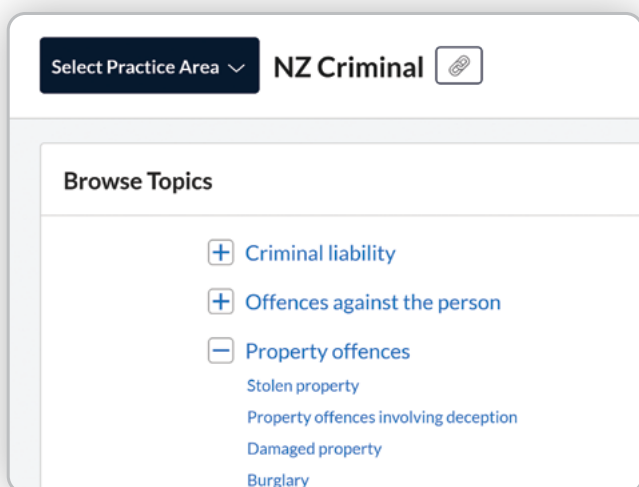
Practical Guidance | New Look & Improvements to Navigation



We've also introduced a new, central homepage, which gives you a clear view of the practice areas you are subscribed to and allows you to search across all of the content in your subscription, rather than just one practice area at a time.

You can set this central homepage as your starting point for Practical Guidance when you log in, or you can retain your usual practice area homepage as a starting point.

- D** Search across all modules.
- E** See all your subscribed modules. And those you aren't subscribed to.
- F** You can also access your subscribed Australian content.



If you would rather browse a module than search, you can still navigate into a module as usual and browse via the topics and sub-topics available.

Practical Guidance | New Look & Improvements to Navigation

There is also a new navigation pane within each module to improve navigating and browsing between different sub-topics and topics. You can switch between these without having to return to the homepage of the module.

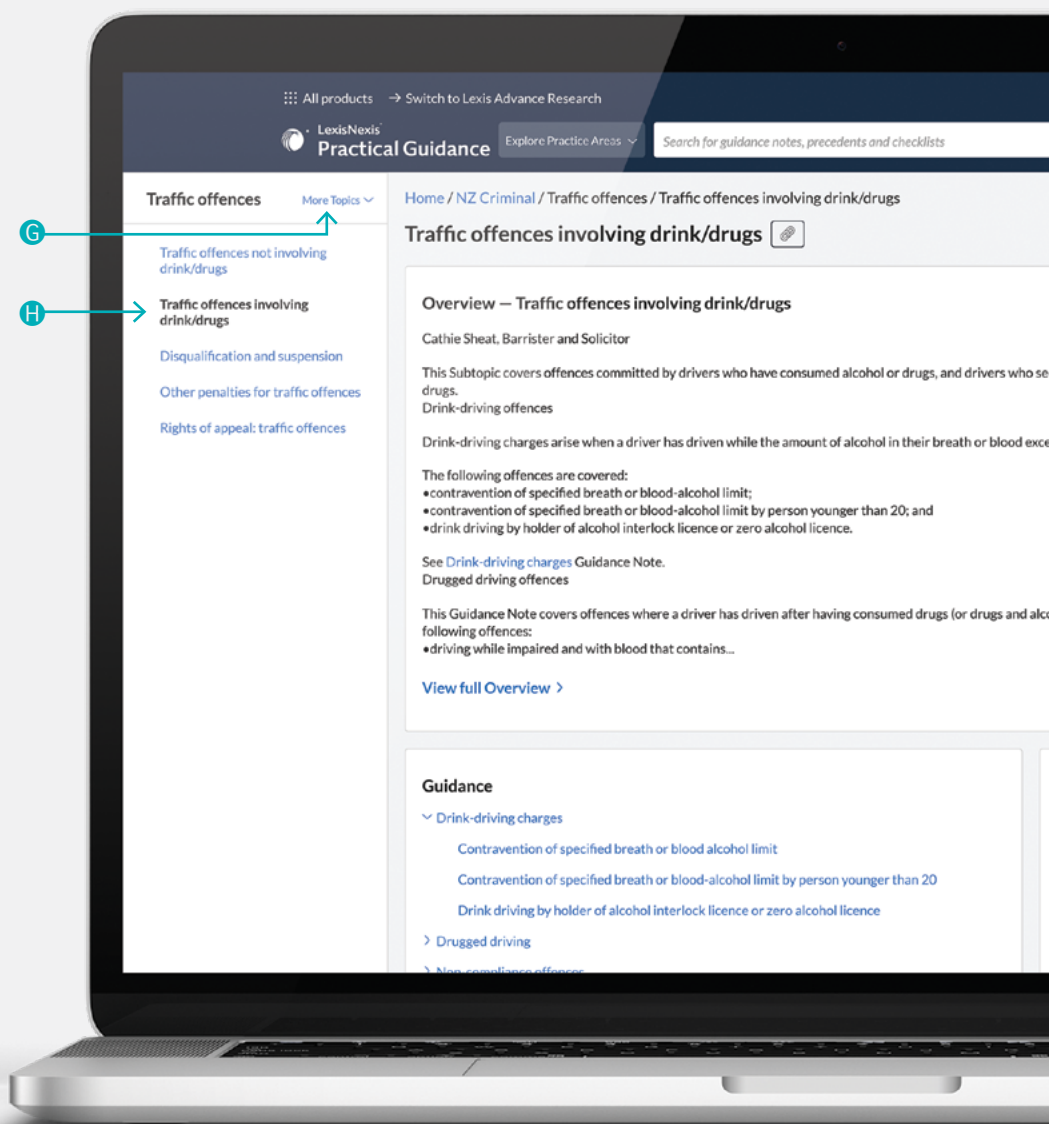
You can view the other sub-topics in your selected topic on the left-hand side.

If you wish to view the contents of your module at a topic level, you can select the “More Topics” toggle to see these.

You can then also view sub-topics within those other topics, all without navigating away from the page you are on.

G Switch to view other topics by selecting “More Topics”.

H View and navigate to other sub-topics in your module.



**CONTACT YOUR RELATIONSHIP MANAGER
IF YOU REQUIRE ANY ASSISTANCE OR
REQUEST A FREE DEMO BY CLICKING HERE
OR SCAN THE QR CODE.**

