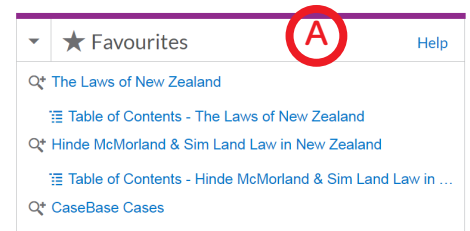


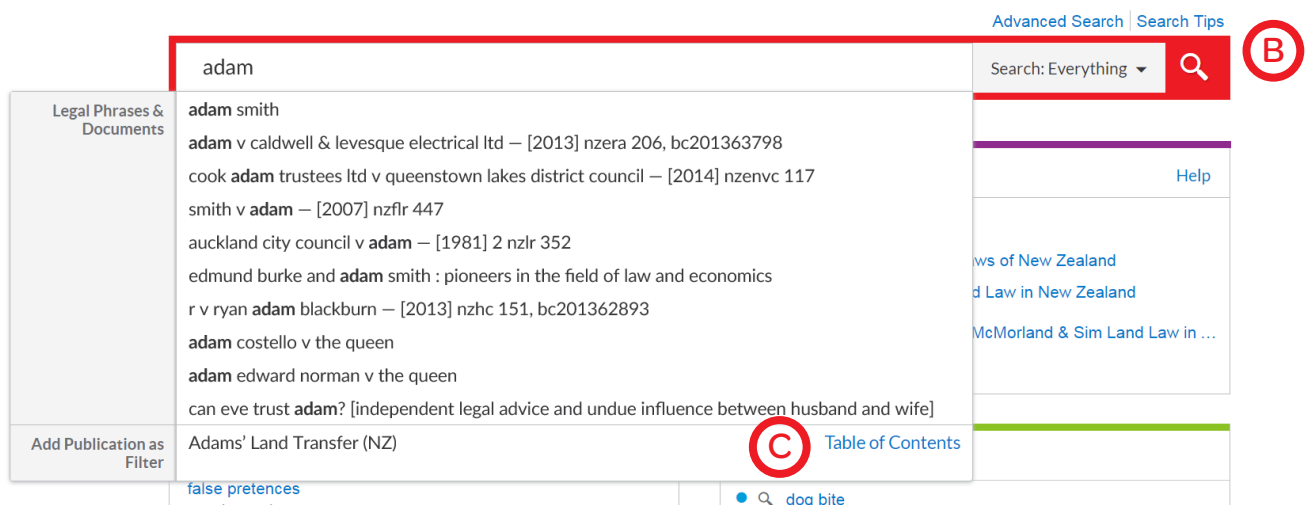
Lexis Advance

How to set a Publication as a Favourite

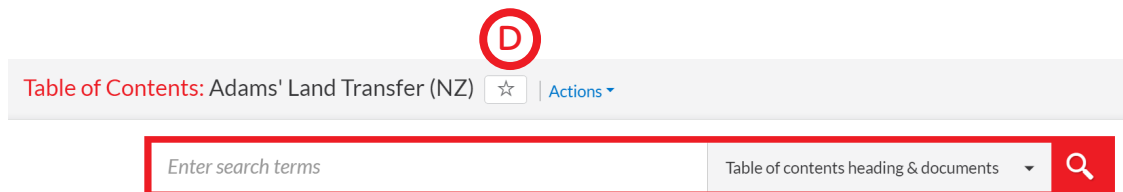
A The **Favourites** section of Lexis Advance® enables you to bookmark and select publications you will frequently use. Up to **50 favourites** can be saved and the **top 5** are displayed on your home page. For more advanced searches, a combination of publications can be set as a Favourite group.



B To quickly locate a publication to set as a favourite, type in part or all of the publication title in the Search box on the home page eg adam



C The publication title will appear in the section below. Click on the Table of Contents link.



D Once the Table of Contents page loads, to select the publication as a favourite, click on the star image to the right of the publication title at the top of the page.

A message will appear to confirm you have added the publication to your favourites. To check, click on the Lexis Advance Logo to go back to your home page