

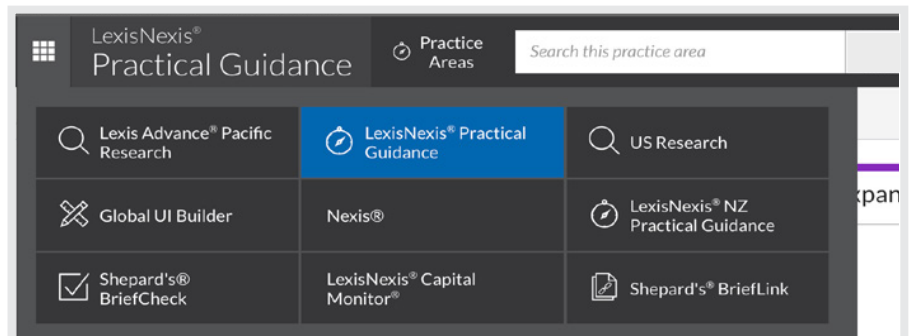
# Practical Guidance

## Quick Reference Guide

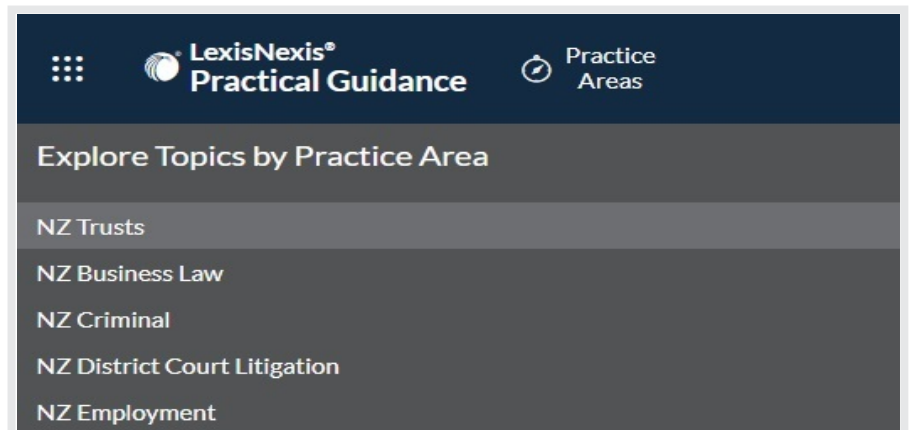
Practical Guidance is an excellent first port of call to commence your research. Simply select a practice area and browse by topic. Each of the blue hyperlinks available in the 'Browse Topics' section are clickable subtopics and will display the relevant content available for that subtopic including an overview, guidance notes with practical tips, key cases, commentary, legislation, forms, precedents, and other resources for additional reference. The platform also enables you to browse through to all the content from your Lexis Advance Research subscription, to complete your research more efficiently.

For tips, guides and videos please refer to the Knowledge Network at <https://knowledgenetwork.lexisnexis.co.nz/lexisnexis-advance-and-practical-guidance>

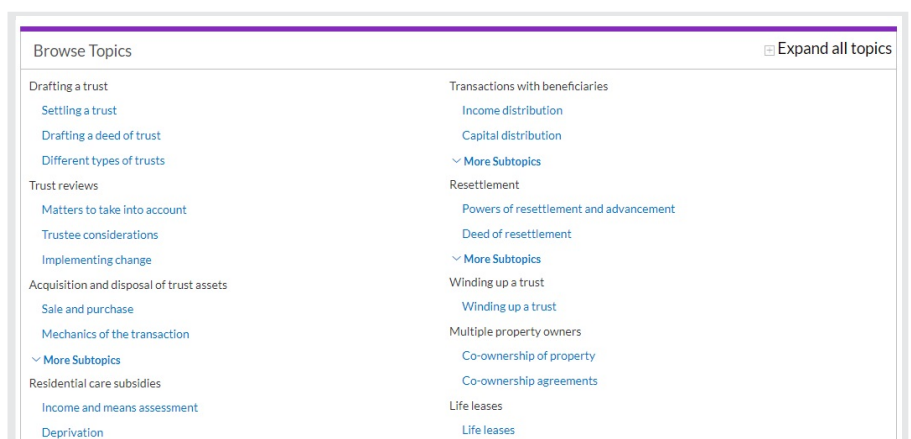
You can easily access Practical Guidance from within Lexis Advance® by clicking the arrow next to the research logo.



From within Practical Guidance, you can use the drop down menu to select a relevant Practice Area. The list of Practical Guidance modules within your subscription will appear at the top of the list.



Practical Guidance arranges content by topic and subtopic, and the topic tree is contained in the '**Browse Topics**' section. Select a blue hyperlink to view the content relevant to that subtopic



In a subtopic, you can see the collection of all different types of resources including **Overview**, **Guidance** notes, key **Cases**, **Legislation**, applicable **Forms** and **Precedents**.

**Guidance** notes are written exclusively for the Practical Guidance platform by practising subject matter experts. They comprehensively cover the key steps and concepts related to a task, matter or issue, and link out to the primary materials needed to support implementation. Guidance notes also provide links to additional resources from the Lexis Advance Research library that may be relevant.

The screenshot shows a navigation menu on the left with 'Overview' and 'Guidance' sections. The 'Guidance' section is expanded to show a list of sub-topics: 'Calling a meeting', 'Introduction', 'Calling a meeting', 'Conduct of meetings', 'Proxies', 'Voting by members', 'AGMs of public companies', 'Notice of meetings', 'COVID-19 and Annual General Meeting (AGMs)', and 'Resolutions passed without a meeting'.

The screenshot shows a detailed guidance note titled 'Requirement to be licensed unless exempted'. It includes an author byline, a section header, and a summary of the legal requirements under the Corporations Act 2001 (Cth). It lists key sections like 911A(1) and 911A(2) and provides a checklist of questions to determine if a person must be licensed.

The Practical Guidance homepage also features a collection of pods on the right hand of the screen which contain useful resources including Tools, Checklists and Precedents.

**Toolkits** contain practical materials such as frequent tasks, comparative tables, workflow diagrams, glossaries, calculators and decision support tools.

**Checklists**, available directly from the homepage and throughout the guidance, assist with guiding you through key tasks, matters or issues relevant to a practice area.

**Precedents** can be accessed by subtopic, or in the Precedents pod on the module homepage. You can save precedents in a working folder on Lexis Advance or download the document in Microsoft Word.

The screenshot shows the homepage layout with an 'Expand all topics' button and several resource pods. The 'Toolkit' pod lists various tools like 'Business Frequent Tasks Tool' and 'Infographic: Confidential Information & Data Development'. The 'Checklists' pod lists several checklists for different business scenarios. The 'Precedents' pod lists various legal documents like 'Assignment of Copyright' and 'Confidentiality agreement for business sale negotiation'.